The Investment Analyst.com

STAND OUT FROM THE CROWD

INTERVIEW TIPS AND STRATEGIES: VIEWS FROM THE INSIDE

From Geoff Robinson
Founder,
theinvestmentanalyst.com
Ex-UBS MD and
10× No.1 ranked analyst
and 2× exited entrepreneur



THEINVESTMENTANALYST.COM LTD
Email: geoff@theinvestmentanalyst.com
Website: www.theinvestmentanalyst.com

First published in 2025.
Copyright © theinvestmentanalyst.com

The rights of Geoff Robinson to be identified as the Author has been asserted in accordance with the Copyright, Designs and Patents Act.

eBook ISBN: 978-1-0683391-2-7

British Library Cataloguing in Publication Data A CIP catalogue record for this book can be obtained from the British Library.

All rights reserved; no part of this publication may be reproduced, stored in a retrieval system, or transmitted in any form or by any means, electronic, mechanical, photocopying, recording, or otherwise, without the Publisher's prior written permission. This book may not be lent, resold, hired out, or otherwise disposed of by trade in any form of binding or cover other than that in which it is published without the Publisher's prior written consent.

Whilst every effort has been made to ensure that information in this book is accurate, no liability can be accepted for any loss incurred in any way whatsoever by any person relying solely on the information contained herein.

No responsibility for loss occasioned to any person or corporate body acting or refraining to act as a result of reading material in this book can be accepted by the Publisher, by the Authors, or by the employees of the Authors.

The Publisher has no control over or responsibility for any Authors' or third-party websites referred to in or on this book.





Why did we do this when everyone else does this?

In today's digital age, the internet is flooded with "best interview questions" for finance roles. However, much of this content is recycled information that adds little value to your preparation. Many candidates fall into the trap of memorizing questions and answers, believing this alone will secure them a job. This strategy is flawed. At best, it will make you sound like every other candidate, lost in a sea of similar voices.

"Stand Out from the Crowd" takes a different approach. We provide genuine insights into the interview process, revealing the motivations behind the questions and the interviewers' thought processes. This guide, available for free on theinvestmentanalyst.com, offers a glimpse into what to expect and how to distinguish yourself truly.

What sets this guide apart is its origin. The questions and insights come from experienced interviewers at leading banks, including me, who have conducted these interviews over the years. We've been on the other side of the table, hearing good and bad answers. This firsthand experience is where the true value lies.

Success in these interviews isn't about memorization. It's about demonstrating your ability to think critically about the industry and your potential role. Use this guide to elevate your interview performance and truly stand out.



Contents

- Interview strategy framework
- Mental preparation: An insider's guide to interview readiness
- Five common pitfalls you need to avoid
- Standing out in interviews: Beyond rote learning
- You need to be reading a financial daily: This is why
- You've got to be a good listener: Mastering active listening
- Beyond the questions: Reading your interviewer
- Thinking out loud: How to turn interview puzzles into opportunities
- What I'm really asking: Decoding behavioral interview questions
- How to build effective structured answers
- From 30 seconds to interview: Crafting a resume that commands attention
- What is HireVue and what to expect?
- Why do financial institutions run multi-round interview processes?
- My interview question bank

In a world where average doesn't cut It, you need to sharpen your edge

Start your **14-day free trial** of the full library: **600+** courses and programs and **20,000+** questions with instant feedback and analyst-curated answers.

www.theinvestmentanalyst.com





theinvestmentanalyst.com's Interview strategy framework

In business, interviewing is a crucial skill that can open doors to new opportunities. Whether seeking a job or a promotion or engaging in critical professional conversations, mastering this art can significantly impact your career trajectory. Let's embark on a journey through the interview process, exploring each stage in detail and uncovering the strategies that can set you apart.



The Foundation: Thorough Preparation

Your journey begins long before you step into the interview room. Thorough preparation is the bedrock of interview success:

1. **Research** the company extensively. Understand their mission, recent achievements, and challenges. This knowledge will help you tailor your responses and ask insightful questions.
2. **Study** the job description in depth. Identify critical skills and experiences the employer seeks, and prepare examples from your background that demonstrate these qualities.
3. **Anticipate** potential questions. Practice your responses to common interview questions, but avoid sounding rehearsed. Instead, focus on the key points you want to convey.
4. **Prepare** your questions. This shows your genuine interest and engagement. Could you ask about the company culture, team dynamics, and growth opportunities?
5. Please **request** information about the interview format and topics to be covered in advance. This can help you prepare more effectively and reduce anxiety.



Setting the Stage: Creating the Right Environment

The interview setting can significantly influence the outcome. Whether in-person or virtual, create an environment conducive to success.

1. For in-person interviews, please **arrive early** so you can familiarize yourself with the location and calm your nerves.
2. **Test your technology beforehand** for virtual interviews. Ensure your camera, microphone, and internet connection are working correctly.
3. You can choose a **quiet, well-lit space free from distractions.** A professional background can make a positive impression in virtual settings.
4. I'd like you to have a **copy of your resume**, a **notepad**, and a pen ready for reference and note-taking.



The First Impression: Building Rapport

The opening moments of an interview can set the tone for the entire conversation.

1. Begin with a **warm, professional greeting**. If in person, offer a firm handshake and make eye contact.
2. Maintain **positive body language** throughout the interview. Sit straight, lean slightly forward to show engagement, and maintain appropriate eye contact.
3. Show **genuine interest** in the conversation. Smile naturally and nod to show you're actively listening.



The Heart of the Matter: Effective Communication

Your ability to communicate clearly and confidently is critical to interview success.

1. **Practice** active listening. Pay close attention to the interviewer's questions and comments.
2. Speak **clearly** and **concisely**. Avoid rambling or going off-topic.
3. Use the **STAR** method (Situation, Task, Action, Result) to structure your responses to behavioral questions. This makes sure you provide concrete examples of your skills and experiences.
4. Please consider your **nonverbal** cues. Your posture, facial expressions, and tone of voice all communicate information.



Navigating Challenges: Handling Questions

Approach questions strategically to showcase your best self:

1. Take a brief moment to **collect your thoughts** before responding to complex questions.
2. If you don't understand a question, don't hesitate to **ask for clarification.**
3. **Be honest** if you don't know something, but express your willingness to learn.
4. When discussing **weaknesses** or challenges, please focus on how you've worked to **improve or overcome** them.

Showcasing Your Value: Highlighting Skills and Experience

Present yourself in the best light by effectively communicating your qualifications:

1. **Align** your skills and experiences with the job requirements. Use specific examples to illustrate how your background makes you an ideal fit.
2. **Quantify** your achievements whenever possible. Numbers and percentages can make your accomplishments more tangible.
3. Be prepared to discuss both your **strengths** and areas for **improvement**. This shows **self-awareness** and a commitment to growth.

Pacing Yourself: Time Management

Be mindful of time during the interview to ensure you cover all critical points:

1. **Respect** the scheduled duration of the interview. If time is running short, ask the interviewer if you should summarize or continue in detail.
2. **Pace** your responses to ensure you cover all critical points without rushing.
3. Leave time for your **own questions** at the end of the interview.

The Grand Finale: Closing the Interview

End on a strong note to leave a lasting positive impression:

- **Summarize** your key qualifications and reiterate your interest in the position.
- Ask about the **next steps** in the process and when you can expect to hear back.
- **Thank** the interviewer sincerely



The Aftermath: Post-Interview Reflection

After the interview, take time to reflect and follow up.

1. Jot down **notes** about what went well and areas for improvement while the interview is fresh in your mind.
2. Send a **thank-you note** or email within 24 hours. Personalize it by referencing specific points from your conversation.
3. I'd like you to **reflect** on the experience to improve for future interviews. Each interview is a learning opportunity.



Just to remind you, interviewing is a skill that improves with practice. Following these detailed guidelines and maintaining a positive, professional attitude, you'll be well-prepared to navigate the interview process successfully. Each interview is a test and an opportunity to showcase your unique value and take another step forward in your career journey.

Advance your thinking with "Unlocking the Upside" podcast from theinvestmentanalyst



Mental preparation: An insider's guide to interview readiness

Let me share something I've learned from both sides of the interview table: technical preparation alone isn't enough. I've seen brilliant candidates falter not because they lacked knowledge but because they weren't mentally prepared for the intensity of a high-stakes interview.

I'd like to walk you through the mental preparation techniques I've found most compelling from my interview experiences and coaching countless students through theirs.

The Night Before Matters More Than You Think

I always tell my students that the battle is often won or lost the night before the interview. Here's what I mean: cramming until 2 AM might feel productive, but it usually leaves you mentally foggy and anxious the next day. Instead, I've found that a different approach works better.

I like to stop all technical preparation by early evening. Instead, I organize my interview materials: printing extra copies of my resume, confirming the interview location and time, and laying out my clothes.

These simple actions help create a sense of control and readiness. Then, I do something that might surprise you: I deliberately engage in an activity unrelated to the interview, maybe reading a novel, watching a favorite show, or going for a walk. This mental break is crucial for processing and integrating all the preparation you've done.

Morning Routines Create Confidence

I've learned that interview-day jitters often start the moment you wake up. That's why I swear by having a structured morning routine. I wake up early enough to avoid rushing. Nothing increases anxiety like feeling pressed for time. I eat a proper breakfast, even if I don't feel hungry. Trust me, you don't want your stomach growling during the interview.

One technique I've found particularly powerful is "power posing" in private. It might feel silly to stand like Superman in your bedroom, but I've experienced firsthand how two minutes of power posing can dramatically shift your mental state. The science suggests it changes your hormone levels, boosting confidence and reducing stress.



The Journey to the Interview

I always plan to arrive in the area at least 30 minutes before the interview, but (and this is important) I don't go into the building until 10-15 minutes before. Instead, I find a quiet spot nearby, maybe a coffee shop or a park bench, and use this time for final mental preparation. This buffer time has saved me more than once when dealing with unexpected transit delays.

During this time, I used a breathing technique I learned years ago: the 4-7-8 method.

- **Breathe** in for four counts,
- **Hold** for seven, and
- **Exhale** for eight. It's remarkably effective at calming pre-interview nerves.

I usually do this three or four times while visualizing a successful interview.

Reframing Nervous Energy

Here's something that transformed how I handle interview anxiety: I stopped trying to eliminate my nervous energy and started reframing it as excitement. When I feel my heart racing, instead of thinking, "I'm nervous," I tell myself, "I'm excited to show what I know." This simple reframing has been game-changing for me and many students I've mentored.

Remember, those physical symptoms you're feeling – butterflies in your stomach, slightly elevated heart rate – are the same sensations you feel before doing something exciting. It's all about how you interpret them.

The Power of Visualization

I spend time visualizing not just a successful interview but also potential challenges. I imagine myself handling difficult questions with poise, maintaining composure if I need to take a moment to think, and recovering smoothly from any mistakes. This mental rehearsal helps build resilience: when challenges arise, they feel familiar rather than threatening.

The "Why Am I Here?" Moment

Right before walking into the interview, I always take a moment to remind myself why I'm there, not just why I want the job but why I've earned the right to be in that interview room. I mentally review two or three of my strongest qualifications or experiences. This creates a foundation of confidence based on real achievements, not just positive thinking.



During the Interview

Even with thorough preparation, you might have moments where you feel your confidence wavering. I've developed a few subtle techniques for these situations. If I need a moment to think, I take a sip of water (this is why I always accept when they offer). If I feel rushed, I consciously slow my speech and take a deeper breath. These micro-moments can help you regain your center.

Learning from Experience

One final thought: Regardless of the outcome, every interview is a learning experience. I make it a habit to write down my reflections after each interview while the experience is fresh.

- What questions **surprised** me?
- How did I **handle** them?
- What would I **do differently** next time?

This practice has helped refine my approach and build confidence for future interviews.

Remember, mental preparation isn't about eliminating anxiety. It's about channeling that energy productively. Every successful professional I know still gets nervous before important meetings or presentations. The difference is that they've learned to work with those nerves rather than against them.

Your technical preparation creates the foundation for success, but your mental preparation often determines whether you'll perform at your best when it matters most. Trust your preparation, be kind to yourself, and remember: you've earned the right to be in that interview room.



Financial Modeling Mastery for investment analysts

"What sets this book apart is its unique approach to teaching financial modeling through the lens of practical experience. Geoff's insight into what matters on the trading floor transforms what could have been a dry technical manual into an engaging and invaluable resource. His ability to distill complex topics into clear, actionable guidance is remarkable."



Jose Saiz,
Hedge Fund Manager
Previously Global Head of Product at UBS

The Investment Analyst.com

Five common pitfalls you need to avoid

After conducting numerous interviews for investment banking and finance roles, specific patterns emerge in how candidates underperform. While these pitfalls are common, they're also entirely avoidable with proper preparation and self-awareness. I'd like to share what I've observed from the other side of the interview table.

Technical Preparation: The Foundation That Cannot Be Faked

The most glaring pitfall is insufficient technical preparation. What's particularly striking is how quickly this becomes apparent to an interviewer. Within the first few technical questions, we can distinguish between candidates who truly understand the concepts and those who merely memorize answers.

Consider a typical technical exchange: When asked about the impact of depreciation on financial statements, underprepared candidates often recite the textbook answer about it being a non-cash expense that affects the income statement and cash flow statement. However, they quickly reach their knowledge ceiling when pressed further, perhaps about how accelerated versus straight-line depreciation might affect valuation or how depreciation assumptions could impact an LBO model.

Issues aren't just about knowing the answers; they're about understanding the interconnections between concepts. Finance is a web of related ideas, not a list of independent facts. True technical preparation means navigating this web confidently and seeing how different concepts relate to and influence each other.

Market Knowledge: The Depth That Shows Genuine Interest

The lack of sufficient market knowledge is particularly telling because it reveals something more profound than just preparation. It shows a candidate's genuine interest in the industry. When I ask about recent market events, I'm not looking for an encyclopedic knowledge of every deal. Instead, I seek evidence that the candidate actively follows and thinks about markets.

The contrast is stark between candidates who can only recite headlines and those who can discuss the implications of market events. For instance, when discussing a recent merger, strong candidates don't just know the deal value and parties involved. They understand the industry dynamics that drove the transaction, can compare it to similar historical deals, and can articulate potential challenges in integration.



Story Articulation: The Narrative That Sets You Apart

Poor story articulation is the most fixable yet persistently common pitfall. Your story (why you're interested in finance, how your experiences have led you here, and what you bring to the table) should be clear, compelling, and authentic. Instead, I often hear generic, meandering narratives that fail to engage or convince.

The best candidates craft genuine and strategic stories. They highlight relevant experiences and skills while maintaining authenticity. They understand that a good story isn't about impressing the interviewer; it's about helping them understand who you are and why you'd be valuable to the firm.



Overconfidence: The Fine Line Between Confidence and Arrogance

Overconfidence is particularly dangerous because it often masks other weaknesses. I've seen technically strong candidates fail interviews because their demeanor suggested they thought they were above basic questions or too good for junior roles. Banking is fundamentally an apprenticeship business. Showing that you're eager to learn is far more important than proving you already know everything.

The best candidates strike a balance: they're confident in their knowledge but humble about their experience level. They can admit when they don't know something and show genuine curiosity in learning more. This combination of confidence and humility is what we're looking for in junior team members.



Firm Research: The Effort That Shows You Care

Inadequate firm research is particularly puzzling because it's entirely within a candidate's control. When candidates can't speak specifically about our firm (our recent deals, market position, and culture), it signals a lack of genuine interest or effort.

Strong candidates don't just memorize facts about the firm; they develop informed perspectives on why they'd fit well within our organization. They understand our competitive position and can articulate why our firm appeals explicitly to them. This demonstrates both preparation and genuine interest.



The path forward

What makes these pitfalls particularly interesting is their interconnected nature. Technical preparation without market knowledge feels academic. I think market knowledge without good articulation can't be effectively conveyed. Confidence without proper preparation becomes arrogance.

Firm research without the context of market knowledge lacks depth.

The solution isn't just to address each pitfall individually but to understand how they relate to each other. Successful candidates approach their preparation holistically. They build technical knowledge while staying current with markets, craft their story while researching firms, and develop confidence through thorough preparation rather than bravado.

Remember that interviewers aren't looking for perfection. We're looking for potential. We want to see candidates who have worked to prepare, show genuine interest in the industry, communicate effectively, carry themselves with appropriate confidence, and demonstrate sincere interest in our firm specifically.

The humility to recognize how much there is to learn, combined with the enthusiasm to dive in and learn it. That's what truly sets successful candidates apart.

Standing out in investment banking interviews: Beyond rote learning

In the highly competitive world of investment banking, landing a coveted position requires more than memorizing answers to common interview questions. As a seasoned interviewer in the financial sector, I've observed a concerning trend: candidates relying on rote learning and "parrot fashion" responses. While seemingly safe, this approach fails to make candidates stand out in a sea of qualified applicants.

The Problem with Predictable Responses

Throughout the internet, countless resources offer "top investment banking questions and answers." While these can provide a foundation, they often lead to a homogenized pool of candidates. In the financial markets, success comes from having an asymmetric information advantage: a unique perspective that sets you apart. The same principle applies to job interviews.

When every candidate provides identical textbook answers, it becomes challenging for interviewers to differentiate between them. This uniformity doesn't showcase individual value or insight, crucial qualities in the dynamic world of finance.



Understanding the Interviewer's Intent

To truly excel in an investment banking interview, candidates must look beyond the surface of each question. We think this stuff is so key to the interview process. We've got a separate section dedicated to it later. Every inquiry is loaded with purpose and designed to reveal specific competencies or traits. Consider these examples:

- ***"How do the three financial statements work together?"*** While this question tests basic knowledge, its real purpose is to assess how well you can articulate complex concepts concisely and clearly. It's an opportunity to demonstrate your communication skills and ability to simplify intricate financial relationships.
- ***"How would your best friend describe you?"*** This question isn't just about self-description. It's a test of emotional intelligence and self-awareness. It challenges you to step outside your perspective and consider how others perceive you. A thoughtful response can show character traits and interpersonal skills not evident in your resume.





Strategies for Standing Out

To differentiate yourself in an investment banking interview:

1. **Analyze** the Question: Consider why the interviewer asks this question before answering. What skills or qualities are they trying to assess?
2. Provide **Unique Insights**: Go beyond textbook answers. Offer perspectives that demonstrate your critical thinking and industry understanding.
3. Showcase **Relevant Competencies**: Use your responses to highlight skills crucial in investment banking, such as analytical thinking, communication, and adaptability.
4. Be **Authentic**: While preparation is key, avoid sounding rehearsed. Your genuine personality and thought process should shine through.
5. **Engage** the Interviewer: Frame your answers in a way that invites further discussion, showing your enthusiasm for the field and ability to engage in meaningful dialogue.

The Value of Differentiation

In investment banking, as in the markets, being part of the herd rarely leads to success. The same applies to interviews. Interviewers struggle to remember who truly stands out when faced with a series of candidates who all present similarly impressive credentials and rehearsed answers.

Your goal should be to leave a lasting impression by demonstrating your knowledge and unique value proposition. Please show how your perspective, skills, and approach can contribute to the organization.



So this is what I want you to do.

Securing an investment banking position requires more than good grades and extracurricular activities. It demands thinking critically, communicating effectively, and offering unique insights. By understanding the deeper purpose behind interview questions and crafting thoughtful, authentic responses, you can set yourself apart from the crowd and significantly increase your chances of success in this competitive field.

Remember, having that crucial informational advantage is the key to success in both the financial markets and job interviews. Ensure you're not just another voice in the crowd but a standout candidate offering value and insight.

Tap into our resources and make the best of yours

Start your **14-day free trial** of the full library: **600+** courses and programs and **20,000+** questions with instant feedback and analyst-curated answers.

www.theinvestmentanalyst.com



The Investment Analyst.com

You need to be reading a financial daily: This is why...

In finance, news isn't just a collection of discrete events. It's an intricate tapestry of interconnected stories that unfold over time. For aspiring finance professionals, developing a consistent habit of reading publications like The Wall Street Journal or Financial Times isn't merely about gathering information; it's about learning to think like a market participant and developing the contextual awareness that defines successful finance professionals.



News flows

Consider how financial news develops: A company doesn't simply announce a major merger out of the blue. Months before, there might be stories about industry consolidation pressures, regulatory changes, or management shake-ups. Subtle shifts in corporate strategy might be buried in earnings calls. Supply chain disruptions or new technological developments might be reshaping the competitive landscape. When the merger announcement finally comes, seasoned professionals aren't starting from scratch. They're connecting it to dozens of related stories they've followed over months or years.



You can't fake it

This longitudinal understanding is impossible to fake or cram for. An interviewer can quickly distinguish between candidates who've genuinely followed markets over time versus those who've merely memorized recent headlines. The former can discuss what happened and why, what else could have happened, and what might happen next. They can draw parallels to similar situations from the past and understand how different stakeholders might view the situation.

Building this knowledge requires consistency above all else. Fifteen minutes every morning with the WSJ is far more valuable than spending hours cramming news the week before an interview. This daily ritual allows you to:

1. Observe how stories **evolve** and how markets react to new information
2. Develop **pattern recognition** for different types of market events
3. Build a **mental model** of how different market participants think and behave
4. Understand the current market **narrative** and its historical **context**
5. Identify **emerging trends** before they become obvious

The habit is compelling when combined with active engagement. Astute readers keep notes on interesting stories, research unfamiliar concepts, and form their views on what they read. They learn to distinguish between signal and noise, understanding which developments truly matter for markets and which are merely temporary distractions.

Furthermore, regular reading builds crucial industry vocabulary and fluency. Finance has its language; no substitute for repeated exposure comes from daily reading. This linguistic familiarity becomes particularly valuable in interviews, where candidates must discuss complex topics clearly and confidently.



Most importantly, consistent reading helps develop genuine curiosity about markets and business. The best candidates don't read because they have to; they read because they're genuinely interested in understanding how the financial world works. This authentic interest is complex to fake in interviews and becomes a key differentiator in competitive recruitment.

The key for those just starting this habit is to start small but remain consistent. Begin with the front page and one section that particularly interests you. Learn to scan headlines efficiently and identify which stories deserve more profound attention. Over time, you'll develop your system to consume and process financial news effectively.

You've got to be a good listener. Mastering active listening

It took me a while to cotton on this, but I've realized that active listening is one of the most underappreciated skills in interviewing. Let me share something that might surprise you: some of the best interviews I've conducted weren't with candidates who had the most polished answers but with those who were exceptional listeners.

Why Active Listening Matters

I remember sitting across from a candidate with impressive credentials on paper but spent our entire interview waiting to speak rather than truly listening. He missed subtle cues about what I was really asking, and his answers, while technically correct, failed to address the deeper aspects of my questions. In contrast, another candidate with less experience but superior listening skills picked up on the nuances of my questions and delivered much more thoughtful and relevant responses.



The Art of Being Present

Let me explain active listening.

It's not just about staying quiet while the other person speaks. It's about being fully present in the conversation. When I interview someone who's genuinely listening, I can see it

- in their **body language**,
- thoughtful **pauses**, and,
- most importantly, in **how they respond** to what I've said.

I've developed a mental checklist that I share with my students, and I find myself using it in every critical conversation:

- First, I focus on being **physically present**. This means maintaining appropriate eye contact (not staring but staying engaged), having an open posture, and giving small nodding acknowledgments when appropriate. This helps create a natural connection and shows respect for the speaker.
- Second, I **consciously quiet my internal dialogue**. You know that voice in your head that's already formulating your response while the other person is still speaking? That's your biggest enemy in active listening. I've trained myself to push that voice aside and focus entirely on understanding what's being said.



The Power of the Pause

I wish someone had told me early in my career that it's okay to take a moment after your interviewer finishes speaking. A thoughtful pause often leads to better responses. When interviewing candidates now, I'm more impressed by someone who takes a brief moment to consider their response than someone who jumps in immediately with a rehearsed answer.

Reading Between the Lines

Active listening isn't just about hearing words; it's about understanding context and subtext. For example, when an interviewer asks, "Tell me about a time you failed," they're not just looking for a story about failure. They're evaluating your self-awareness, ability to learn from mistakes, and honesty. As a listener, you pick up on these more profound dimensions of the question.

The Art of Clarification

One of the most potent tools in active listening is asking clarifying questions. I remember an interview in which I wasn't quite sure about the scope of the interviewer's question. Instead of making assumptions, I said, "To ensure I address your question fully, could you clarify if you're looking for my experience with individual projects or team initiatives?" That simple clarification helped me provide a much more relevant answer.

Demonstrating Understanding

I've found that briefly restating key points before responding is one of the most effective techniques. It serves multiple purposes: it confirms your understanding, shows you were listening carefully, and gives you a moment to organize your thoughts. But here's the key: it must be natural and relevant, not mechanical.



Common Pitfalls to Avoid

Let me share some mistakes I've both made and observed:

- **Mental interrupting:** Even if you're not speaking, you might be interrupting mentally by focusing on your response rather than listening
- **Selective hearing:** Only picking up on parts of the question that fit your prepared answers
- **Assumption making:** Jumping to conclusions about the interviewer's wants without genuinely listening to the complete question.
- **Filter listening:** Only hearing what you expect or want to hear

The Impact on Interview Performance

I've seen how strong active listening skills can transform an interview. When you're genuinely listening, you:

- Pick up on **essential cues** about what the interviewer values
- Understand the **real intent** behind questions
- Build **stronger rapport** through genuine engagement
- Provide **more relevant and thoughtful** responses
- Demonstrate **emotional intelligence** and **interpersonal** skills

Moving Forward

Remember, active listening isn't just an interview skill. It's a life skill. I still work on improving my active listening every day. It's made me a better interviewer, mentor, and professional. Start practicing now, and you'll improve your interview performance and develop a skill that will serve you throughout your career.

The beauty of active listening is that it creates a virtuous cycle: the better you listen, the more you understand; the more you understand, the better you can respond; the better you respond, the more engaging the conversation becomes. Master this skill; you'll have better interviews and professional conversations throughout your career.



Behind the question: Reading your Interviewer

I've sat across from hundreds of candidates over the years, and something is fascinating that separates the truly exceptional ones from the rest. Though these are important, it's not just their technical knowledge or market awareness. The candidates who stand out are the ones who have an almost intuitive understanding of what I'm looking for when I ask a question.

I would like to give you an example. When I ask a candidate to walk me through a DCF, I'm not just ticking boxes on a technical checklist. I'm watching how they organize their thoughts, prioritize information, and handle the pressure of breaking down a complex topic. In banking, you'll frequently need to explain complex concepts to clients who might not have your technical background. How you handle this seemingly fundamental technical question tells me much about how you might handle those future client interactions.

Put yourself in my shoes

Think about it from my perspective for a moment. I'm not just hiring someone to crunch numbers; I'm looking for a future colleague who might be sitting next to me at 2 AM working on a critical pitch. When I ask why you're interested in investment banking, I want to understand if you have the stamina and commitment for those late nights. Will you be someone who can maintain their composure and attention to detail even when we're on the fifth revision of a presentation?

Sneaky: It's a multi-layered evaluation

Here's something most candidates miss: every question in an investment banking interview is a multi-layered evaluation.

Take a seemingly straightforward market-based question like "Tell me about a recent deal you found interesting." On the surface, it's about market awareness. But dig deeper, and I'm evaluating several things at once.

- Can you think **critically** about business strategy?
- Do you **understand** various stakeholder perspectives?
- Can you **form and defend** your views?
- Could you **contribute meaningfully** to deal team discussions?

The real magic happens when candidates pick up on these underlying dimensions.

When discussing a recent merger, I remember one candidate who not only walked through the deal specifics but also thoughtfully:

- **analyzed** the industry dynamics that drove the transaction,
- **compared** it to similar historical deals and
- **raised** interesting points about potential integration challenges.

They demonstrated commercial awareness, critical thinking, and an understanding of what matters in banking work without being asked.

Technical questions

Let's talk about technical questions for a moment. I deliberately leave out some context when I ask you to calculate a company's enterprise value.

Why? Because that's exactly what happens in real banking scenarios. The strongest candidates instinctively understand this and start by asking clarifying questions about debt instruments or considering industry-specific adjustments. They're showing me they can handle ambiguity and know what questions to ask, skills crucial in banking work.

Another subtle point many candidates miss is that I constantly assess cultural fit, even in technical questions.

When you explain a complex concept:

- I watch **how** you communicate.
- Are you **patient** in your explanation?
- Can you **adjust** your style based on the audience?
- Do you become **arrogant** about your knowledge?

These qualities matter enormously in a client-facing business like banking.



The follow-up question can be key

The follow-up questions I ask are particularly revealing. If I keep probing a specific area, it's usually because it's either crucial for the role, a common challenge for junior bankers, or particularly relevant to our current deal flow. Smart candidates pick up on these cues and adjust their responses accordingly.

So, what's the key takeaway here?

Before you answer any interview question, take a moment to consider what's being evaluated.

- **Why** this question?
- Why **now**?
- How does it **relate** to the actual job?

The best candidates understand that they're not just there to provide correct answers but to demonstrate their potential as future investment bankers.



It's like a game of chess

I often think of interviewing as a game of chess. The questions are the moves on the board, but the real game is played at a much deeper level. Just as a chess master thinks several moves ahead and understands the strategic implications of each position, exceptional candidates understand the broader context of each question and craft their responses to demonstrate multiple competencies at once.

Remember, at the end of the day, I'm trying to answer three fundamental questions:

- **Can you** do the job?
- **Will you** do the job?
- And **will we enjoy** working with you?

Regardless of its surface content, every question I ask helps me answer these core questions. The candidates who understand this, who can read between the lines and demonstrate their potential across multiple dimensions, are the ones who truly stand out.



Thinking out loud: How to turn interview puzzles into opportunities

I want to share something crucial about logical puzzles that many candidates misunderstand: we care far more about your thought process than whether you get the right answer. I'd like to explain how to approach these challenges in a way that will impress your interviewer.

Adapt your mindset

First, I'd like to talk about the mindset you need. When I present candidates with a puzzle like calculating the degrees between clock hands at 3:15, I'm not testing their geometry skills. I'm evaluating how they break down complex problems under pressure. The candidates who stand out aren't necessarily those who immediately know it's 7.5 degrees. They're the ones who methodically work through their reasoning.





Thinking out loud

Here's my approach: when faced with any logical puzzle, start by stating your assumptions out loud.

For instance, with the classic three-light bulb puzzle, I'd begin by saying, "Let me confirm my understanding: I have three switches outside, three bulbs inside, and I can only enter once. The switches must correspond one-to-one with the bulbs." This demonstrates structured thinking and helps catch any misunderstandings early.

Break it down

Let me share a technique I particularly value: the art of breaking down complex calculations into manageable pieces. Take the question of squaring 17. Instead of panicking about mental math, I watch for candidates who say something like, "Let me break this into parts I can handle: 17 × 10 is 170, then 17 × 7... I can further break that down into 70 plus 49." This approach helps reach the answer (289) and shows practical problem-solving skills we use daily in banking.

Get a little Fermi on it

Let's discuss the Fermi approach, which is particularly valuable for estimation questions. Named after physicist Enrico Fermi, this technique involves making educated guesses based on known information and reasonable assumptions.

Take the classic "How many gas stations are in the United States?" question. Instead of trying to guess the number directly, I teach candidates to break it down:

Could you start with what you know: the U.S. population is roughly 330 million. Now, think about your local area. In a typical town of 30,000 people, you might see 5 gas stations. This gives us a ratio to work with. We can then scale up, accounting for population density variations between urban and rural areas.

This approach might not give us the exact number, but it demonstrates structured thinking, precisely what we're looking for.



The Puzzles aren't there just for fun.

Let me emphasize something many candidates miss: these puzzles often mirror real banking scenarios. When estimating market sizes or valuing companies, you'll frequently need to make reasonable assumptions and work with incomplete information.

The Fermi approach of breaking down complex problems into manageable pieces is precisely what you'll use in real banking work.

When practicing these puzzles, don't just memorize answers. Instead, develop a systematic approach. I suggest creating a mental checklist:

1. Clearly **state** what you know
2. **Identify** constraints
3. **Break** the problem into smaller pieces
4. Make **reasonable assumptions** when needed
5. **Show** your work clearly

Remember, in banking interviews, we're not just testing your problem-solving abilities; we're assessing how you think under pressure and communicate complex ideas. You'll use these skills daily in banking, whether analyzing market trends or explaining complex financial concepts to clients.

What I'm really asking: Decoding behavioral interview questions

Let me share something I've learned after conducting loads of interviews: when I ask you a behavioral question, I'm not really interested in the story you tell me. I'm interested in how you tell it and what it reveals about how you think and operate.

When I ask, "Tell me about a time you faced a significant challenge," I'm not just making conversation. I'm trying to peek into your professional DNA. These questions aren't just boxes to check. They're windows into your problem-solving approach, your interpersonal skills, and your self-awareness.



What I'm Really Looking For

I'd like to be candid about what goes through my mind when I ask these questions. When I say, "Tell me about a time you dealt with conflict in a team," I'm actually thinking:

- How do you handle **interpersonal dynamics**?
- Do you see **multiple perspectives** in a situation?
- Can you maintain **professionalism** under stress?
- Do you take **ownership** of problems?
- Are you **self-aware** enough to recognize your role in situations?

The candidates who impress me aren't necessarily the ones with the most dramatic stories; they're the ones who demonstrate mature reflection and learn meaningful lessons from their experiences.

The Structure That Works

I'll tell you a secret: the best responses I hear typically follow the STAR method (Situation, Task, Action, Result), but with a crucial addition: reflection. Here's how I love to see answers structured:

- **Situation**: Set the scene briefly. I want just enough context to understand what's coming next.
- **Task**: Tell me what you needed to achieve.
- **Action**: This is the meat of your answer: what did you actually do?
- **Result**: What happened? Reflection: This is where you can really shine: what did you learn?

But here's the thing: don't just mechanically follow this structure. You can use it as a guide, but please tell me a story. The best candidates weave these elements together naturally, making their experience come alive while ensuring all the essential points are covered.

Common Mistakes I See

Let me share some things that make me mentally check out during interviews:

- First, **vague, generic responses**. When someone tells me they "worked hard" or "communicated effectively" without specific details, I know they're either making it up or haven't reflected deeply enough on their experiences.
- Second, **the "perfect" answer** where nothing went wrong and you handled everything flawlessly. That's not real life, and it makes me question your self-awareness. I'm much more impressed by candidates who can openly discuss challenges and what they learned from them.
- Third, and this is crucial: answers **that don't actually answer the question**. I've asked about conflict resolution and get stories about project management. Stay focused on what I'm actually asking about.



What Really Impresses Me

Want to know what makes me sit up and take notice? It's when candidates:

- Show **genuine self-reflection**: "Looking back, I could have approached this differently by..."
- **Demonstrate learning**: "That experience taught me the importance of..."
- **Connect past experiences to future scenarios**: "I would apply these lessons to similar situations by..."
- **Maintain professionalism** when discussing difficult situations. Even when describing conflicts or failures, the best candidates remain professional and avoid shaming others.

How to Prepare Effectively

Here's my advice for preparing for behavioral questions:

- First, **build your story bank**. Think through your experiences and identify 5-7 strong stories that can be adapted to answer different questions. Each story should demonstrate different skills and qualities.
- Second, **practice telling these stories** in different ways. The same experience might be relevant to questions about leadership, conflict resolution, or problem-solving, but you'll need to emphasize different aspects depending on the question.
- Third, and crucial: reflect **deeply on these experiences.** Don't just think about what happened; think about why it happened, what you learned, and how it changed your approach to similar situations.

The Hidden Opportunity

Here's something many candidates miss: behavioral questions are an opportunity. They're your chance to demonstrate soft skills that are hard to showcase in other interview parts. Use these moments to show your emotional intelligence, ability to learn from experience and professional maturity.



A Final Word

Remember this: I'm not trying to trip you up when I ask behavioral questions. I want to understand who you are as a professional and how you might fit into our team. The best answers aren't perfect; they're authentic, reflective, and demonstrate growth.

So when you're preparing, don't just memorize stories. Please think deeply about your experiences. What have they taught you? How have they shaped your professional approach? Show me that reflection in your answers, and you'll stand out.

Because at the end of the day, I'm not just hiring for skills. I'm hiring for potential. Your behavioral answers tell me who you are and who you're becoming as a professional. Make sure they tell that story well.

How to build effective structured answers

The difference between a good answer and a great one often lies not in the content itself but in how it's structured. Think of your answer as a story: a clear beginning, a logical middle, and a compelling end. More importantly, you need a framework that makes your thinking process transparent to the interviewer.

Let's explore how to build such a framework.

The Power of the Pause

First, understand that it's perfectly acceptable, even admirable, to take a moment before answering.

When posed a question, taking a brief pause serves multiple purposes:

- it shows thoughtfulness,
- allows you to organize your thoughts, and
- demonstrates that you're giving the question the consideration it deserves.

During this pause, you're mentally outlining your response structure.



The Three-Part Foundation

Every strong answer framework typically contains three core elements:

1. Opening Statement: A clear acknowledgment of the question and your approach
2. Structured Body: Your main points, organized logically
3. Concluding Summary: A brief wrap-up that ties everything together

Consider this your basic scaffolding. The magic lies in how you build upon it.



Building Your Opening Statement

Your opening serves two critical things.

- First, it confirms your understanding of the question.
- Second, it previews your approach to answering it.

A strong opening might sound like this:

"I'll approach this question about market entry strategy by examining the key market dynamics, evaluating our internal capabilities, and finally discussing potential risks and mitigations."

This sets expectations and demonstrates structured thinking before starting your primary response.

Organizing the Main Body

The body of your answer is where your framework shines for you.

Whether you're tackling a technical question, a behavioral scenario, or a case study, your points should flow logically. Some practical organizing principles include:

- Chronological: Past, present, future
- Scale: Macro to micro (or vice versa)
- Stakeholder-based: Company, customer, competitor
- Process-oriented: Input, analysis, output
- Risk-based: Opportunity, challenge, mitigation

You can choose the principle that best fits your answer's content and the question's nature.

Making Transitions Matter

Strong frameworks aren't just about the points themselves but about how you move between them. Clear transitions signal your interviewer that you're moving from one logical point to the next. They might sound like this:

"Having examined the market dynamics, let's now consider our internal capabilities."

These transitions maintain the structural integrity of your answer and help your interviewer follow your thought process.

The Art of Summarizing

Your conclusion should briefly recap your key points and, where appropriate, provide a clear recommendation or takeaway. This reinforces your structure and demonstrates your ability to synthesize information effectively.



Keeping It Flexible

While having a framework is crucial, it shouldn't feel rigid or mechanical. Think of it as a guide rather than a script. The best candidates can adapt their framework on the fly while maintaining structural integrity.

The Importance of Practice

Building effective frameworks becomes natural with practice. Start by:

1. Recording yourself answering common interview questions
2. Analyzing whether your answers follow a clear structure
3. Identifying where you could improve transitions or clarity
4. Practice with different frameworks until you find what works best for you

Making It Your Own

Ultimately, the most effective framework feels natural to you while meeting the interviewer's needs. It should help you organize your thoughts without feeling forced or artificial. With practice, your framework becomes less of a conscious effort and more of an instinctive way of structuring your thinking.

Remember: The goal of a framework isn't just to organize your answer. It's to make your thinking process transparent to the interviewer. When done well, it demonstrates not just what you know but how you think, and that's often what interviewers are most interested in assessing.

From 30 seconds to interview: Crafting a resume that commands attention

Having spent years reviewing resumes for investment banking positions, I want to share my insights on crafting a standout resume that will capture attention in those crucial 30 seconds of review time. I'll be direct: your resume needs to be more than just a list of achievements. It must tell a compelling story.

My initial view

Let me start with a crucial insight from my experience: I often read resumes from bottom to top because that's where candidates tend to reveal their true personalities and unique qualities. While the top sections typically showcase similar academic achievements and internships, the bottom can be your differentiator.

Fundamental structures

First, let's address the fundamental structure. Your resume must be confined to one page with standard margins and font sizes. This isn't just a preference. It reflects your ability to communicate concisely, a skill invaluable in banking. Place your name in a slightly larger font at the top, followed by your contact information in a clean, centered format.

For education, present your academic credentials clearly:

- your **institution**,
- **major**,
- expected **graduation** date and
- most importantly, your **grades**.

In banking, we look for academic excellence to indicate your ability to handle complex work under pressure. Don't try to hide your GPA or test scores. We'll notice, and it raises red flags.

When presenting your work and leadership experience, you should focus on telling stories of impact rather than listing responsibilities. I want to see the specific projects you handled for each role and their measurable results. For instance, instead of writing "Led a team project," tell me how you "Directed a 5-person team to deliver a market analysis that resulted in a 20% efficiency improvement in the client's supply chain."



Think about your hook.

Now, here's where my bottom-up reading strategy becomes relevant. You can create that vital hook in the skills, activities, and interests section.

I've interviewed countless candidates with perfect GPAs and prestigious internships. Still, I remember the one who was a national chess champion or the candidate who built a successful YouTube channel analyzing market trends. These unique elements often become interview conversation starters and help you stand out from the sea of similar-looking resumes.



Let me emphasize: creating a hook isn't about gimmicks. It's about authentically presenting what makes you unique. Whether starting a successful side business, achieving recognition in an unusual sport, or developing a unique skill, these elements make reviewers like me pause and want to learn more about you.

Common pitfalls

A word of caution: avoid common pitfalls that immediately signal a lack of attention to detail.

- **Don't squeeze content** by reducing margins or font size; this suggests poor judgment.
- **Avoid photos, colors, or creative formatting** in the U.S. market: banking remains conservative in its outlook.
- Most importantly, don't list every club membership or minor achievement. **Focus on quality over quantity**.

To remind you, your resume serves one primary purpose: getting you an interview. It's not meant to tell your entire life story. I've seen candidates spend weeks perfecting every bullet point, but here's the truth: after 1-2 days of focused work on your resume, your time is better spent networking and preparing for interviews.

Your resume is your personal marketing document in a very brief sales pitch. Make those 30 seconds count by ensuring every element serves a purpose and contributes to a compelling narrative about why you're not just qualified but interesting and unique.



What is HireVue and what to expect?

HireVue interviews have emerged as a standard early-stage screening tool in investment banking recruitment, particularly for internships and entry-level positions. These automated video interviews typically occur immediately after submitting your application and represent a crucial hurdle in hiring.

Understanding the HireVue Format

The HireVue interview format is straightforward but requires specific preparation. You'll receive 3-5 questions presented on screen, with 30 seconds to prepare and 90 seconds to answer each question while recording yourself through your webcam. The entire session usually takes 10–15 minutes to complete. Some banks allow multiple recording attempts for each answer, though it's best to prepare thoroughly enough to deliver strong responses on the first try.

Your responses are evaluated through two potential channels:

- a bank employee review and
- an AI assessment.

The AI system analyzes various factors, including body language, facial expressions, and other subtle indicators that might correlate with job performance. While banks tout this to identify top performers, the primary purpose is cost reduction by streamlining the initial screening process.

Where HireVue Fits in the Recruiting Process

For U.S. investment banking analyst positions, the typical recruitment process now follows this sequence:

1. Building your **foundation** through finance-related internships and networking
2. **Submitting** your application
3. Completing the **HireVue** interview
4. **Phone** interview with a human interviewer
5. **Superday** interviews
6. **Offer** and acceptance

In EMEA and Asia-Pacific regions, the process includes additional components such as assessment centers, competency questions, and various aptitude tests. However, HireVue interviews remain a common requirement even in these markets.



Common Question Categories

HireVue interviews typically feature three main types of questions:

Behavioral and Fit Questions
These form the backbone of most HireVue interviews. You'll likely have questions about your background, motivations, and experiences. Common themes include your interest in the bank, relevant skills and experiences, leadership examples, and team-based scenarios. While you won't typically get a full "walk me through your resume" question, preparing your story remains crucial as elements will be relevant for various responses.

Market and Deal Questions
While less frequent, you may face questions about current market conditions, recent deals, or investment perspectives. These questions test your market awareness and genuine interest in the industry. You might be asked about notable deals the bank has completed, major market trends or significant geopolitical events affecting financial markets.

Basic Technical Questions
Technical questions in HireVue interviews are straightforward since the format doesn't allow for detailed follow-up discussions. You should explain basic concepts like the three financial statements, WACC, or broad merger evaluation criteria. Expect more market-oriented questions for sales and trading positions, such as stock pitches or market analysis.



While HireVue interviews may seem impersonal, they're now an established part of the recruitment process at major banks. Understanding that these interviews are primarily used as an elimination tool rather than a way to stand out can help you focus your preparation. While you may not be able to impress through this format, you can certainly avoid the common mistakes that lead to elimination.

The trend toward automated screening tools like HireVue appears likely to continue, particularly for entry-level positions. However, these tools will remain just one component of a broader evaluation process that relies heavily on human judgment for final hiring decisions. Success requires adapting to this new reality while focusing on the fundamental skills and qualities that make a strong candidate.

What is an Assessment Center?

The recruitment process in finance, particularly in investment banking, has become more comprehensive and rigorous. One key component of this process is the assessment center (AC). We will explore what an assessment center is and why financial institutions, especially investment banks, use it as a crucial part of their hiring strategy.

What is an Assessment Center?

An assessment center is the final and most comprehensive step in the recruitment process for many financial institutions, particularly in regions like Hong Kong, London, and other parts of EMEA (Europe, Middle East, and Africa). Unlike traditional interviews or online tests, an assessment center is a multi-faceted evaluation process that typically lasts 4-6 hours and involves various tasks and exercises.

Critical components of an assessment center may include:

1. Multiple interviews (2-3) lasting 60-90 minutes in total
2. Online tests or re-taking of previous tests
3. Specialized tasks such as in-tray exercises
4. Solo or group case studies
5. Social or networking events

These activities assess various skills and attributes, from technical knowledge to interpersonal abilities and problem-solving capabilities.

Seven Reasons Why Financial Institutions Use Assessment Centers?

1. Comprehensive Evaluation
Assessment centers provide a more holistic view of candidates than traditional interviews or online tests alone. They allow recruiters to assess how candidates perform in situations that simulate real work environments.

2. Authenticity Check
While online tests and initial screenings are helpful, they can be susceptible to cheating or misrepresentation. Assessment centers require candidates to demonstrate their skills in person, making it much harder to misrepresent abilities.

3. Team Dynamics
Many finance roles require strong teamwork skills. Group exercises in assessment centers allow recruiters to observe how candidates interact with others, lead, or contribute to a team.

4. Job-Relevant Tasks
The exercises in an assessment center often mimic tasks that employees would perform on the job. This gives recruiters insight into how candidates might perform in real work situations.

5. Cultural Fit
Through daily interactions, recruiters can better assess whether a candidate would fit the company culture well.

6. Standardization
Especially in regions with diverse applicant pools, assessment centers provide a standardized way to compare candidates from different educational and cultural backgrounds.

7. Efficiency
While assessment centers are time-intensive, they allow firms to evaluate multiple candidates simultaneously across various dimensions, making the overall hiring process more efficient.

Why do financial institutions run multi-round interview processes?

Financial institutions have long relied on multi-round interview processes to select the best candidates for their organizations. While time-consuming, this approach serves several crucial purposes and yields significant benefits for both the employer and the industry.

At its core, the multi-round interview process allows for a comprehensive assessment of potential hires. The finance sector demands a unique blend of technical expertise, interpersonal skills, and the ability to thrive under pressure. Employers can evaluate candidates from various angles by structuring interviews across multiple stages, ensuring that only the most well-rounded individuals advance.



The first round often serves as an initial screening, focusing on basic qualifications and cultural fit. Subsequent rounds delve deeper, challenging candidates with technical questions, case studies, and problem-solving scenarios that mirror real-world situations they might encounter. This approach tests a candidate's knowledge and ability to apply that knowledge under stress – a critical skill in the fast-paced world of finance.

Moreover, involving different team members and levels of management in the interview process provides valuable insights into how a candidate might integrate with existing teams. It allows for a more holistic view of the applicant, reducing the risk of a poor hire – a particularly costly mistake in an industry where decisions can have far-reaching financial implications.

The lengthy process also serves as a test of commitment. Candidates who persist through multiple rounds demonstrate their genuine interest in the position and the resilience needed to succeed in a demanding field. This dedication is particularly valued in finance, where long hours and high-stakes decisions are often the norm.



From a regulatory standpoint, the thorough vetting process helps ensure that candidates meet all requirements and understand the paramount importance of compliance in the financial sector. This is crucial in an industry subject to strict oversight and where ethical considerations play a significant role.

The multi-round approach also allows for strategic decision-making. Hiring managers have time between rounds to carefully consider each candidate, compare notes with colleagues, and make informed decisions about whom to advance. This measured approach can lead to higher-quality hires more likely to excel in their roles and contribute significantly to the organization.

My Interview Question Bank

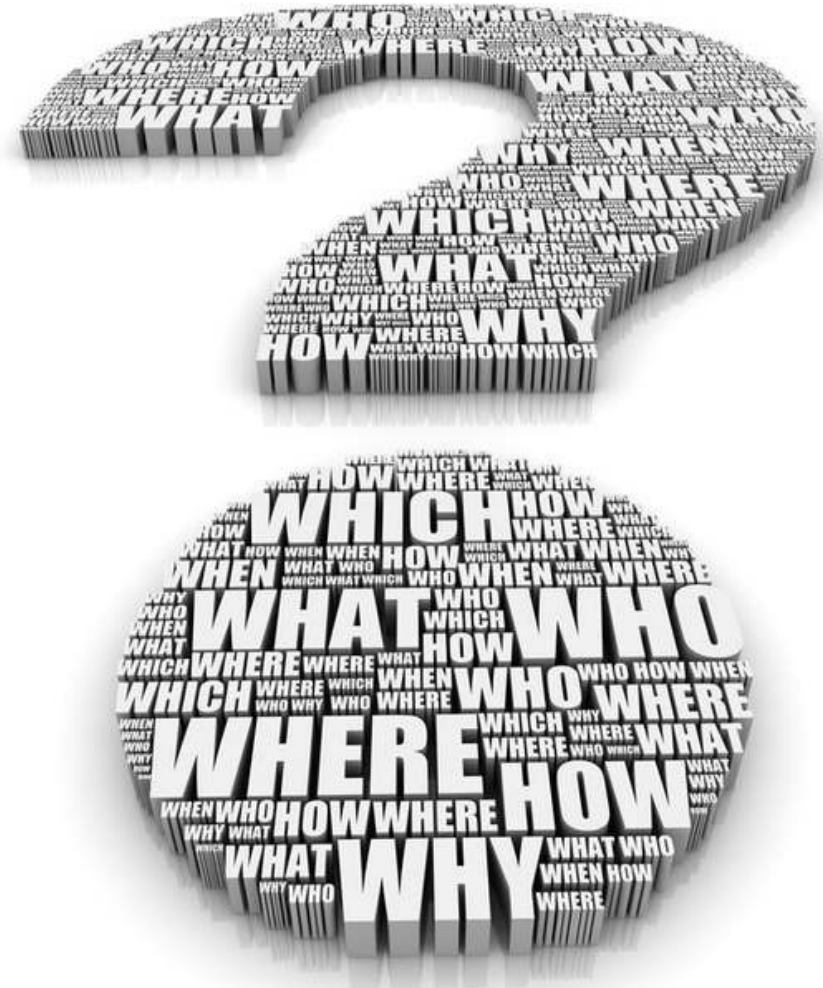

20,000+ questions with analyst-curated answers. Useful, surely?

Download the App or log onto theinvestmentanalyst.com; start your 14-day free trial and rinse the platform!

www.theinvestmentanalyst.com





Fundamental Analytics

- COMPARE AND CONTRAST CASH FLOW STATEMENTS WITH INCOME STATEMENTS. HOW DO THEY COMPLEMENT EACH OTHER?
- EXPLAIN THE CONCEPT OF GOODWILL IMPAIRMENT AND ITS IMPACT ON FINANCIAL STATEMENTS.
- HOW DOES FINANCIAL LEVERAGE DIFFER FROM OPERATING LEVERAGE? PROVIDE EXAMPLES OF EACH.
- HOW DOES EBIT DIFFER FROM EBITDA, AND WHEN MIGHT AN INVESTOR PREFER ONE OVER THE OTHER?
- EXPLAIN THE CONCEPT OF TREASURY STOCK AND ITS IMPACT ON A COMPANY'S FINANCIAL RATIOS.
- WHAT IS THE SIGNIFICANCE OF THE CASH CONVERSION CYCLE IN ASSESSING A COMPANY'S OPERATIONAL EFFICIENCY?
- DESCRIBE A SCENARIO WHERE A COMPANY MIGHT STRATEGICALLY MAINTAIN NEGATIVE WORKING CAPITAL.
- HOW DO FINANCIAL RATIOS VARY ACROSS DIFFERENT INDUSTRIES? PROVIDE EXAMPLES.
- EXPLAIN THE CONCEPT OF INTEREST COVERAGE RATIO AND ITS IMPORTANCE TO CREDITORS.
- HOW CAN THE DUPONT ANALYSIS BE USED TO IDENTIFY AREAS FOR OPERATIONAL IMPROVEMENT IN A COMPANY?

Fundamental Analytics

- EXPLAIN THE DIFFERENCE BETWEEN PRINCIPLE-BASED AND RULE-BASED ACCOUNTING STANDARDS. WHICH DO YOU PREFER AND WHY?
- HOW MIGHT CHANGES IN LEASE ACCOUNTING STANDARDS (E.G., IFRS 16) IMPACT A COMPANY'S FINANCIAL RATIOS?
- DISCUSS THE CHALLENGES IN VALUING INTANGIBLE ASSETS AND THEIR GROWING IMPORTANCE IN MODERN BUSINESSES.
- ANALYZE THE PROS AND CONS OF DIFFERENT INVENTORY VALUATION METHODS (FIFO, LIFO, WEIGHTED AVERAGE).
- HOW DO STOCK-BASED COMPENSATION EXPENSES AFFECT A COMPANY'S FINANCIAL STATEMENTS AND VALUATION?
- EXPLAIN THE CONCEPT OF QUALITY OF EARNINGS AND ITS IMPORTANCE IN FINANCIAL ANALYSIS.
- DISCUSS THE IMPLICATIONS OF AGGRESSIVE REVENUE RECOGNITION PRACTICES ON FINANCIAL STATEMENT ANALYSIS.
- HOW MIGHT A COMPANY'S CHOICE OF DEPRECIATION METHOD IMPACT ITS REPORTED PROFITABILITY AND ASSET VALUES?
- EXPLAIN THE CONCEPT OF DEFERRED TAX ASSETS AND LIABILITIES AND THEIR IMPACT ON FINANCIAL ANALYSIS.
- ANALYZE THE POTENTIAL MOTIVATIONS AND CONSEQUENCES OF OFF-BALANCE-SHEET FINANCING ARRANGEMENTS.
- HOW DO DIFFERENCES IN ACCOUNTING STANDARDS (E.G., GAAP VS. IFRS) AFFECT CROSS-BORDER FINANCIAL ANALYSIS?
- DISCUSS THE ROLE OF SEGMENT REPORTING IN ANALYZING DIVERSIFIED COMPANIES.

Fundamental Analytics

- EXPLAIN HOW CHANGES IN FOREIGN EXCHANGE RATES CAN IMPACT THE CONSOLIDATED FINANCIAL STATEMENTS OF MULTINATIONAL CORPORATIONS.
- WALK ME THROUGH THE 3 FINANCIAL STATEMENTS AND HOW THEY LINK TOGETHER.
- WHAT ARE THE MAIN LINE ITEMS ON EACH FINANCIAL STATEMENT?
- IF DEPRECIATION INCREASES BY $10, HOW DOES THAT IMPACT THE 3 FINANCIAL STATEMENTS?
- WHY IS DEPRECIATION CONSIDERED A NON-CASH EXPENSE?
- WHAT HAPPENS WHEN ACCRUED COMPENSATION GOES UP BY $10?
- IF INVENTORY INCREASES BY $10, HOW DOES THAT AFFECT THE FINANCIAL STATEMENTS?
- WHY DOESN'T AN INCREASE IN INVENTORY IMPACT THE INCOME STATEMENT?
- WALK ME THROUGH HOW A $100 MILLION FACTORY PURCHASE FINANCED WITH DEBT AFFECTS THE 3 STATEMENTS.
- WHAT ARE THE DIFFERENCES BETWEEN CAPITAL LEASES AND OPERATING LEASES?
- WHY MIGHT DEPRECIATION ON THE INCOME STATEMENT DIFFER FROM THE CASH FLOW STATEMENT?
- WHAT'S THE DIFFERENCE BETWEEN EQUITY VALUE AND SHAREHOLDERS' EQUITY?

Valuation Techniques

- HOW DOES ENTERPRISE VALUE DIFFER FROM MARKET CAPITALIZATION, AND WHY IS THIS DISTINCTION IMPORTANT?
- EXPLAIN THE CONCEPT OF FULLY DILUTED SHARES AND ITS RELEVANCE IN VALUATION.
- COMPARE AND CONTRAST ABSOLUTE AND RELATIVE VALUATION METHODS. WHEN MIGHT YOU PREFER ONE OVER THE OTHER?
- WHAT IS TERMINAL VALUE IN DCF ANALYSIS, AND HOW DO DIFFERENT APPROACHES TO CALCULATING IT AFFECT VALUATION?
- HOW WOULD YOU ADJUST COMPARABLE COMPANY MULTIPLES WHEN VALUING A COMPANY IN AN EMERGING MARKET?
- DESCRIBE THE SUM-OF-THE-PARTS VALUATION METHOD AND WHEN IT MIGHT BE PARTICULARLY USEFUL.
- EXPLAIN HOW DIFFERENCES IN BUSINESS MODELS BETWEEN APPLE AND WALMART MIGHT JUSTIFY THEIR VALUATION DISPARITIES.
- HOW DOES FREE CASH FLOW TO EQUITY (FCFE) DIFFER FROM DIVIDENDS, AND WHY MIGHT AN INVESTOR CARE ABOUT THIS DIFFERENCE?
- PROVIDE EXAMPLES OF HOW NON-RECURRING ITEMS CAN DISTORT A COMPANY'S VALUATION AND HOW ANALYSTS MIGHT ADJUST FOR THEM.
- EXPLAIN THE CONCEPT OF NORMALIZED EARNINGS AND ITS ROLE IN VALUATION.

Valuation Techniques

- HOW DO ANALYSTS TYPICALLY ACCOUNT FOR OPERATING LEASES IN VALUATION MODELS?
- DESCRIBE THE POTENTIAL PITFALLS OF USING EV/EBITDA MULTIPLES FOR COMPANIES WITH SIGNIFICANT MINORITY INTERESTS.
- HOW MIGHT YOU ADJUST YOUR VALUATION APPROACH FOR A COMPANY WITH SIGNIFICANT JOINT VENTURE INVESTMENTS?
- HOW WOULD YOU ADJUST YOUR VALUATION APPROACH FOR A HIGH-GROWTH COMPANY WITH NEGATIVE EARNINGS?
- DISCUSS THE CHALLENGES IN VALUING CYCLICAL BUSINESSES AND POTENTIAL SOLUTIONS.
- ANALYZE THE PROS AND CONS OF USING FORWARD-LOOKING VERSUS TRAILING MULTIPLES IN COMPARABLE COMPANY ANALYSIS.
- HOW MIGHT YOU INCORPORATE REAL OPTIONS INTO A TRADITIONAL DCF VALUATION?
- DISCUSS THE POTENTIAL PITFALLS OF USING EV/EBITDA MULTIPLES FOR CAPITAL-INTENSIVE BUSINESSES.
- ANALYZE THE IMPACT OF CROSS-HOLDINGS AND COMPLEX OWNERSHIP STRUCTURES ON COMPANY VALUATION.
- HOW WOULD YOU APPROACH VALUING A COMPANY WITH SIGNIFICANT CONTINGENT LIABILITIES?
- DISCUSS THE CHALLENGES IN FORECASTING FREE CASH FLOWS FOR COMPANIES WITH LUMPY CAPITAL EXPENDITURES.
- ANALYZE THE POTENTIAL BIASES IN SELL-SIDE EQUITY RESEARCH AND HOW THEY MIGHT AFFECT VALUATION ESTIMATES.

Valuation Techniques

- WHAT IS THE FORMULA FOR ENTERPRISE VALUE?
- WHY DO WE ADD MINORITY INTEREST TO ENTERPRISE VALUE?
- HOW DO YOU CALCULATE FULLY DILUTED SHARES OUTSTANDING?
- WALK ME THROUGH THE TREASURY STOCK METHOD FOR CALCULATING DILUTED SHARES.
- WHY DO WE SUBTRACT CASH IN THE ENTERPRISE VALUE FORMULA?
- IS IT ALWAYS ACCURATE TO ADD ALL DEBT WHEN CALCULATING ENTERPRISE VALUE?
- CAN A COMPANY HAVE NEGATIVE ENTERPRISE VALUE? WHAT WOULD THAT MEAN?
- WHY DO WE ADD PREFERRED STOCK TO ENTERPRISE VALUE?
- HOW DO YOU ACCOUNT FOR CONVERTIBLE BONDS IN THE ENTERPRISE VALUE CALCULATION?
- WHAT ARE THE THREE MAIN VALUATION METHODOLOGIES?
- RANK THE VALUATION METHODOLOGIES FROM HIGHEST TO LOWEST EXPECTED VALUE.
- WHEN WOULD YOU NOT USE A DCF FOR VALUATION?
- WHAT OTHER VALUATION METHODOLOGIES ARE THERE BESIDES THE MAIN THREE?
- WHEN WOULD YOU USE A LIQUIDATION VALUATION?
- IN WHAT SCENARIOS WOULD YOU USE A SUM-OF-THE-PARTS VALUATION?
- WHAT ARE THE MOST COMMON VALUATION MULTIPLES USED?
- GIVE SOME EXAMPLES OF INDUSTRY-SPECIFIC VALUATION MULTIPLES.
- WHY DO WE USE ENTERPRISE VALUE RATHER THAN EQUITY VALUE FOR MOST MULTIPLES?

Valuation Techniques

- WOULD AN LBO OR DCF TYPICALLY GIVE A HIGHER VALUATION?
- HOW WOULD YOU PRESENT DIFFERENT VALUATION METHODOLOGIES TO A CLIENT?
- HOW WOULD YOU VALUE A COMPANY WITH NO REVENUE OR PROFIT?
- WHY MIGHT A COMPANY TRADE AT A PREMIUM TO ITS PEERS DESPITE SIMILAR FINANCIALS?
- WHAT ARE SOME FLAWS WITH USING PUBLIC COMPANY COMPARABLES?
- HOW DO YOU TAKE INTO ACCOUNT A COMPANY'S COMPETITIVE ADVANTAGES IN A VALUATION?
- DO YOU ALWAYS USE THE MEDIAN MULTIPLE FROM COMPARABLES? WHY OR WHY NOT?
- WHAT ARE SOME ISSUES WITH USING PRECEDENT TRANSACTIONS FOR VALUATION?
- WHY DOES WARREN BUFFETT PREFER EBIT MULTIPLES TO EBITDA MULTIPLES?
- WHAT'S THE DIFFERENCE BETWEEN EV/EBIT, EV/EBITDA AND P/E MULTIPLES?
- HOW DO YOU VALUE A PRIVATE COMPANY DIFFERENTLY FROM A PUBLIC COMPANY?

Valuation Techniques

- HOW DOES THE CAPITAL ASSET PRICING MODEL (CAPM) RELATE TO WACC?
- WHAT CHALLENGES ARISE WHEN ESTIMATING THE COST OF EQUITY FOR A PRIVATE COMPANY?
- EXPLAIN HOW CHANGES IN A COMPANY'S CAPITAL STRUCTURE CAN AFFECT ITS WACC.
- DESCRIBE A REAL-WORLD SCENARIO WHERE AN ASSET MIGHT HAVE A BETA GREATER THAN 2.0.
- HOW MIGHT THE BETA OF A UTILITY COMPANY DIFFER FROM THAT OF A TECH STARTUP, AND WHY?
- WHAT ADJUSTMENTS WOULD YOU MAKE WHEN USING COMPARABLE COMPANY ANALYSIS TO ESTIMATE BETA FOR A COMPANY WITH A DIFFERENT CAPITAL STRUCTURE?
- EXPLAIN HOW FINANCIAL LEVERAGE AFFECTS A COMPANY'S BETA AND OVERALL RISK PROFILE.
- WALK ME THROUGH A BASIC DISCOUNTED CASH FLOW (DCF) MODEL.
- HOW DO YOU GET FROM REVENUE TO FREE CASH FLOW IN A DCF?
- WHY DO WE TYPICALLY USE 5-10 YEAR PROJECTIONS IN A DCF?
- WHAT DISCOUNT RATE DO YOU TYPICALLY USE IN A DCF?
- WALK ME THROUGH HOW TO CALCULATE WACC.
- HOW DO YOU CALCULATE THE COST OF EQUITY?
- WHY DO WE UNLEVER AND RELEVER BETA WHEN CALCULATING COST OF EQUITY?
- WOULD YOU EXPECT A MANUFACTURING OR TECH COMPANY TO HAVE A HIGHER BETA?
- IF YOU USE LEVERED FREE CASH FLOW IN A DCF, WHAT'S THE APPROPRIATE DISCOUNT RATE?
- WHAT ARE THE TWO MAIN METHODS FOR CALCULATING TERMINAL VALUE?

Valuation Techniques

- WHY IS THE GORDON GROWTH METHOD FOR TERMINAL VALUE RARELY USED IN BANKING?
- WHAT'S AN APPROPRIATE LONG-TERM GROWTH RATE FOR TERMINAL VALUE?
- HOW DO YOU SELECT THE RIGHT EXIT MULTIPLE FOR TERMINAL VALUE?
- WHAT DOES IT MEAN IF OVER 80% OF A DCF'S VALUE COMES FROM THE TERMINAL VALUE?
- HOW WOULD COST OF EQUITY DIFFER FOR A $5B VS $500M COMPANY?
- WHAT'S THE RELATIONSHIP BETWEEN DEBT AND COST OF EQUITY?
- HOW CAN WE CALCULATE COST OF EQUITY WITHOUT USING CAPM?
- WHICH IMPACTS A DCF MORE - A 10% CHANGE IN REVENUE OR 1% CHANGE IN DISCOUNT RATE?
- HOW DO YOU HANDLE MANAGEMENT'S PROJECTIONS IN A DCF IF YOU THINK THEY'RE UNREALISTIC?
- WHY WOULDN'T YOU USE A TRADITIONAL DCF TO VALUE A BANK?

Financial Modeling Mastery



"Financial Modeling Mastery for Investment Analysts" is more than just another financial modeling guide. It's a masterclass in analytical thinking.

Guy Weyns PhD,
Sell-side equity analyst
Former Wall Street Managing Director

The Investment Analyst.com

Financial Modeling

- HOW WOULD YOU USE EXCEL'S DATA TABLE FEATURE TO PERFORM A TWO-VARIABLE SENSITIVITY ANALYSIS?
- DESCRIBE HOW TO CREATE A DROPDOWN LIST USING DATA VALIDATION IN EXCEL FOR SCENARIO SELECTION IN A MODEL.
- EXPLAIN HOW TO USE EXCEL'S GOAL SEEK FEATURE TO SOLVE FOR A TARGET METRIC IN A FINANCIAL MODEL.
- HOW DO YOU USE THE XNPV AND XIRR FUNCTIONS IN EXCEL FOR UNEVEN CASH FLOW SERIES?
- EXPLAIN HOW TO USE EXCEL'S SCENARIO MANAGER FOR COMPARING DIFFERENT SETS OF ASSUMPTIONS IN A MODEL.
- DESCRIBE HOW TO CREATE A WATERFALL CHART IN EXCEL TO SHOW CHANGES IN FINANCIAL METRICS.
- HOW DO YOU USE THE INDEX AND MATCH FUNCTIONS TOGETHER IN EXCEL FOR FLEXIBLE LOOKUPS IN A FINANCIAL MODEL?
- DESCRIBE HOW TO USE CONDITIONAL FORMATTING IN EXCEL TO HIGHLIGHT KEY METRICS OR POTENTIAL ISSUES IN A MODEL.
- HOW DO YOU USE THE SUMIF AND SUMIFS FUNCTIONS IN EXCEL TO AGGREGATE FINANCIAL DATA BASED ON CRITERIA?
- DESCRIBE HOW TO USE THE CHOOSE FUNCTION IN EXCEL TO SWITCH BETWEEN DIFFERENT SCENARIOS OR CALCULATION METHODS.
- HOW DO YOU USE EXCEL'S DATE FUNCTIONS (E.G., EOMONTH, YEARFRAC) IN FINANCIAL MODELING?

Financial Modeling

- EXPLAIN HOW TO CREATE A CUSTOM NUMBER FORMAT IN EXCEL FOR DISPLAYING FINANCIAL VALUES (E.G., MILLIONS WITH ONE DECIMAL PLACE).
- HOW WOULD YOU USE EXCEL'S XLOOKUP IN A FINANCIAL MODEL?
- DESCRIBE HOW TO USE THE IFERROR FUNCTION IN EXCEL TO HANDLE POTENTIAL ERRORS IN COMPLEX CALCULATIONS.
- EXPLAIN HOW TO USE EXCEL'S TEXT FUNCTIONS (E.G., LEFT, MID, RIGHT) TO MANIPULATE AND EXTRACT DATA IN A MODEL.
- DESCRIBE HOW TO CREATE A DYNAMIC CHART TITLE IN EXCEL THAT UPDATES BASED ON USER INPUTS OR MODEL CALCULATIONS.
- HOW WOULD YOU USE EXCEL'S DATA VALIDATION FEATURE TO CREATE AN IN-CELL DROPDOWN LIST FOR ASSUMPTION SELECTION?
- HOW DO YOU USE EXCEL'S SUMPRODUCT FUNCTION FOR WEIGHTED AVERAGE CALCULATIONS IN A FINANCIAL MODEL?
- HOW WOULD YOU USE EXCEL'S TRANSPOSE FUNCTION IN A FINANCIAL MODEL? PROVIDE AN EXAMPLE.
- HOW DO YOU USE EXCEL'S TABLE FEATURE IN FINANCIAL MODELING? WHAT ARE ITS ADVANTAGES?
- HOW WOULD YOU USE EXCEL'S COUNTIFS AND MAXIFS FUNCTIONS IN ANALYZING FINANCIAL DATA SETS?
- HOW DO YOU USE THE RANK FUNCTION IN EXCEL TO COMPARE FINANCIAL METRICS ACROSS DIFFERENT SCENARIOS OR COMPANIES?
- DESCRIBE HOW TO USE EXCEL'S CAMERA TOOL TO CREATE A DYNAMIC DASHBOARD WITH LINKED PICTURES.

Financial Modeling

- HOW DO YOU USE THE FORMULATEXT FUNCTION IN EXCEL TO AUDIT COMPLEX FORMULAS IN A FINANCIAL MODEL?
- HOW WOULD YOU USE EXCEL'S ISERROR FUNCTION IN COMBINATION WITH IF TO CREATE ERROR-RESISTANT FORMULAS?
- HOW DO YOU USE EXCEL'S CONDITIONAL FORMATTING FEATURE WITH FORMULAS TO CREATE A HEATMAP OF FINANCIAL METRICS?
- EXPLAIN HOW TO USE THE FREQUENCY FUNCTION IN EXCEL TO CREATE A HISTOGRAM OF FINANCIAL DATA DIRECTLY IN A WORKSHEET.

Macroeconomic Analysis

- HOW MIGHT THE TREND TOWARDS DEGLOBALIZATION IMPACT INTERNATIONAL TRADE AND INVESTMENT FLOWS?
- DISCUSS THE POTENTIAL LONG-TERM ECONOMIC CONSEQUENCES OF AN AGING POPULATION IN DEVELOPED COUNTRIES.
- ANALYZE THE IMPACT OF CENTRAL BANK DIGITAL CURRENCIES ON MONETARY POLICY EFFECTIVENESS.
- HOW COULD THE SHIFT TOWARDS RENEWABLE ENERGY SOURCES AFFECT TRADITIONAL COMMODITY-BASED ECONOMIES?
- EXAMINE THE POTENTIAL ECONOMIC IMPLICATIONS OF INCREASING WEALTH INEQUALITY IN MAJOR ECONOMIES.

M&A

- DESCRIBE THE KEY DIFFERENCES BETWEEN A STOCK ACQUISITION AND AN ASSET ACQUISITION.
- HOW MIGHT A CONGLOMERATE MERGER CREATE VALUE DIFFERENTLY FROM A HORIZONTAL MERGER?
- EXPLAIN THE CONCEPT OF REVENUE SYNERGIES IN M&A. HOW DO THEY DIFFER FROM COST SYNERGIES?
- WHAT ROLE DO CORPORATE GOVERNANCE CONSIDERATIONS PLAY IN M&A DECISIONS?
- HOW WOULD YOU EVALUATE THE CULTURAL FIT BETWEEN TWO COMPANIES IN A POTENTIAL MERGER?
- DESCRIBE VARIOUS DEFENSE STRATEGIES AGAINST HOSTILE TAKEOVERS AND THEIR POTENTIAL DRAWBACKS.
- HOW DO FAIRNESS OPINIONS CONTRIBUTE TO THE M&A PROCESS?
- ANALYZE THE POTENTIAL MOTIVATIONS BEHIND THE MICROSOFT-ACTIVISION BLIZZARD ACQUISITION ANNOUNCED IN 2022.
- EXPLAIN THE CONCEPT OF AN EARN-OUT IN M&A TRANSACTIONS AND WHEN IT MIGHT BE PARTICULARLY USEFUL.
- WALK ME THROUGH A MERGER MODEL.
- WHAT'S THE DIFFERENCE BETWEEN A MERGER AND AN ACQUISITION?
- WHY WOULD A COMPANY WANT TO ACQUIRE ANOTHER COMPANY?
- WHAT MAKES AN ACQUISITION ACCRETIVE OR DILUTIVE?
- IN AN ALL-STOCK DEAL, HOW CAN YOU QUICKLY ASSESS IF IT WILL BE ACCRETIVE OR DILUTIVE?
- WHAT ARE THE COMPLETE EFFECTS OF AN ACQUISITION?
- WHY IS GOODWILL CREATED IN AN ACQUISITION?
- WHAT'S THE DIFFERENCE BETWEEN GOODWILL AND OTHER INTANGIBLE ASSETS?

M&A

- HOW ARE SYNERGIES INCORPORATED INTO MERGER MODELS?
- ARE REVENUE OR COST SYNERGIES TYPICALLY VIEWED AS MORE CREDIBLE?
- WHY DO MOST MERGERS AND ACQUISITIONS FAIL?
- HOW IS A MERGER MODEL USED IN DEAL NEGOTIATIONS?
- HOW DO DEFERRED TAX ASSETS/LIABILITIES ARISE IN M&A DEALS?
- WALK ME THROUGH PURCHASE PRICE ALLOCATION IN AN ACQUISITION.
- WHAT'S THE DIFFERENCE BETWEEN AN ASSET PURCHASE AND STOCK PURCHASE?
- HOW DOES A 338(H)(10) ELECTION WORK?
- WHAT'S AN EARNOUT AND WHY WOULD IT BE USED?
- HOW DO YOU HANDLE OPTIONS AND CONVERTIBLES IN M&A DEALS?
- WHAT'S A CONTRIBUTION ANALYSIS AND WHEN IS IT USED?
- HOW DO YOU MODEL TRANSACTION AND FINANCING FEES IN M&A DEALS?

Product Groups: ECM

- HOW DOES THE ECM DIVISION INTERACT WITH OTHER DEPARTMENTS WITHIN AN INVESTMENT BANK?
- COMPARE AND CONTRAST THE ADVANTAGES OF EQUITY FINANCING VERSUS DEBT FINANCING FOR A COMPANY.
- DESCRIBE THE DIFFERENCES BETWEEN IPOS, FOLLOW-ON OFFERINGS, AND RIGHTS ISSUES.
- WHAT FACTORS MIGHT CAUSE A COMPANY TO DELAY OR ACCELERATE ITS PLANS TO GO PUBLIC?
- EXPLAIN THE CONCEPT OF PRICE DISCOVERY IN THE IPO PROCESS.
- HOW DOES THE ROLE OF THE LEAD UNDERWRITER DIFFER FROM THAT OF OTHER SYNDICATE MEMBERS IN AN IPO?
- DESCRIBE THE DIFFERENCES BETWEEN FIRM COMMITMENT AND BEST EFFORTS UNDERWRITING.
- HOW HAS TECHNOLOGY CHANGED THE TRADITIONAL IPO ROADSHOW PROCESS?

Product Groups: DCM

- EXPLAIN THE CONCEPT OF DURATION AND HOW IT RELATES TO INTEREST RATE SENSITIVITY.
- HOW DOES THE YIELD CURVE SHAPE REFLECT MARKET EXPECTATIONS ABOUT FUTURE ECONOMIC CONDITIONS?
- CALCULATE THE CURRENT YIELD OF A BOND WITH A FACE VALUE OF $1,000, A COUPON RATE OF 5%, AND A MARKET PRICE OF $950.
- HOW DO DIFFERENT TYPES OF COVENANTS IN BOND INDENTURES AFFECT BOND PRICING?
- COMPARE AND CONTRAST THE RISK-RETURN PROFILES OF GOVERNMENT, CORPORATE, AND MUNICIPAL BONDS.
- EXPLAIN THE CONCEPT OF CONVEXITY IN BOND PRICING AND ITS RELEVANCE TO INVESTORS.
- HOW DOES THE CALL FEATURE IN A BOND AFFECT ITS PRICE AND YIELD?
- DESCRIBE THE IMPACT OF DIFFERENT COUPON PAYMENT FREQUENCIES ON BOND VALUATION.
- WHAT FACTORS CONTRIBUTE TO THE HIGHER YIELDS ASSOCIATED WITH JUNK BONDS?
- EXPLAIN HOW CHANGES IN CREDIT SPREADS CAN AFFECT BOND PRICES INDEPENDENTLY OF INTEREST RATE MOVEMENTS.
- ANALYZE THE POTENTIAL IMPACT OF NEGATIVE INTEREST RATES ON BOND MARKET DYNAMICS.
- HOW MIGHT THE GROWTH OF THE LEVERAGED LOAN MARKET AFFECT OVERALL CREDIT MARKET STABILITY?
- DISCUSS THE ROLE OF CREDIT DEFAULT SWAPS IN PRICING AND HEDGING CREDIT RISK.
- ANALYZE THE POTENTIAL CONSEQUENCES OF THE SHRINKING HIGH-YIELD BOND MARKET ON CAPITAL ALLOCATION.
- HOW MIGHT THE TREND TOWARDS COVENANT-LITE LOANS AFFECT RECOVERY RATES IN THE NEXT CREDIT CYCLE?

Product Groups: DCM

- DISCUSS THE POTENTIAL IMPACT OF ESG CONSIDERATIONS ON CREDIT RATINGS AND BOND PRICING.
- ANALYZE THE ROLE OF COLLATERALIZED LOAN OBLIGATIONS (CLOS) IN THE LEVERAGED LOAN MARKET.
- HOW MIGHT THE POTENTIAL PHASE-OUT OF LIBOR AFFECT EXISTING FLOATING-RATE SECURITIES AND DERIVATIVES?
- DISCUSS THE CHALLENGES IN PRICING DISTRESSED DEBT AND POTENTIAL VALUATION APPROACHES.
- ANALYZE THE IMPACT OF CENTRAL BANK ASSET PURCHASE PROGRAMS ON BOND MARKET DYNAMICS AND YIELD CURVES.

Product Groups: Leveraged Finance

- HOW DOES AN LBO DIFFER FROM A TRADITIONAL ACQUISITION REGARDING FINANCING AND STRATEGY?
- DESCRIBE THE TYPICAL EXIT STRATEGIES FOR AN LBO INVESTMENT.
- WHAT INDUSTRY CHARACTERISTICS MAKE A COMPANY AN ATTRACTIVE LBO TARGET?
- EXPLAIN THE CONCEPT OF DIVIDEND RECAPITALIZATION IN THE CONTEXT OF LBOS.
- HOW DOES THE USE OF PIK (PAYMENT-IN-KIND) NOTES AFFECT THE RISK PROFILE OF AN LBO TRANSACTION?
- DESCRIBE HOW COVENANT-LITE LOANS HAVE IMPACTED THE LBO MARKET.
- WHAT KEY ASSUMPTIONS WOULD YOU TEST IN SENSITIVITY ANALYSIS FOR AN LBO MODEL?
- HOW MIGHT THE INCREASING DRY POWDER IN PRIVATE EQUITY AFFECT DEAL MULTIPLES AND RETURNS?
- DISCUSS THE POTENTIAL BENEFITS AND DRAWBACKS OF LONGER-TERM PRIVATE EQUITY FUND STRUCTURES.
- ANALYZE THE IMPACT OF GROWTH EQUITY STRATEGIES ON TRADITIONAL VENTURE CAPITAL AND BUYOUT MARKETS.
- HOW MIGHT SECONDARY TRANSACTIONS IN PRIVATE EQUITY AFFECT LIMITED PARTNERS' PORTFOLIO MANAGEMENT STRATEGIES?
- DISCUSS THE CHALLENGES IN VALUING EARLY-STAGE STARTUPS AND POTENTIAL APPROACHES TO ADDRESS THEM.
- ANALYZE THE POTENTIAL IMPACT OF INCREASING CORPORATE VENTURE CAPITAL ACTIVITY ON TRADITIONAL VC DYNAMICS.
- HOW MIGHT THE TREND TOWARDS CONTINUATION FUNDS AFFECT PRIVATE EQUITY EXIT STRATEGIES AND FUND LIFECYCLES?

Financial Innovation and FinTech

- HOW MIGHT THE PROLIFERATION OF DIGITAL PAYMENT SYSTEMS AFFECT TRADITIONAL BANKING BUSINESS MODELS?
- ANALYZE THE POTENTIAL IMPACT OF ROBO-ADVISORS ON THE WEALTH MANAGEMENT INDUSTRY.
- DISCUSS THE CHALLENGES AND OPPORTUNITIES PRESENTED BY OPEN BANKING INITIATIVES FOR INCUMBENT BANKS AND FINTECH STARTUPS.
- HOW MIGHT BLOCKCHAIN TECHNOLOGY DISRUPT TRADITIONAL TRADE FINANCE PROCESSES?
- ANALYZE THE POTENTIAL BENEFITS AND RISKS OF PEER-TO-PEER LENDING PLATFORMS FOR BORROWERS AND INVESTORS.
- DISCUSS THE IMPACT OF BIG DATA AND MACHINE LEARNING ON CREDIT UNDERWRITING PROCESSES.
- HOW MIGHT THE RISE OF NEOBANKS AFFECT CUSTOMER ACQUISITION AND RETENTION STRATEGIES FOR TRADITIONAL BANKS?
- ANALYZE THE POTENTIAL APPLICATIONS AND CHALLENGES OF IMPLEMENTING CENTRAL BANK DIGITAL CURRENCIES.
- DISCUSS THE ROLE OF REGULATORY SANDBOXES IN FOSTERING FINANCIAL INNOVATION WHILE MANAGING RISKS.
- HOW MIGHT THE TREND TOWARDS "EMBEDDED FINANCE" AFFECT TRADITIONAL FINANCIAL SERVICES BUSINESS MODELS?

Behavioral Questions

- HOW DOES AN LBO DIFFER FROM A TRADITIONAL ACQUISITION IN TERMS OF FINANCING AND STRATEGY?
- DESCRIBE THE TYPICAL EXIT STRATEGIES FOR AN LBO INVESTMENT.
- WHAT INDUSTRY CHARACTERISTICS MAKE A COMPANY AN ATTRACTIVE LBO TARGET?
- EXPLAIN THE CONCEPT OF DIVIDEND RECAPITALIZATION IN THE CONTEXT OF LBOS.
- HOW DOES THE USE OF PIK (PAYMENT-IN-KIND) NOTES AFFECT THE RISK PROFILE OF AN LBO TRANSACTION?
- DESCRIBE HOW COVENANT-LITE LOANS HAVE IMPACTED THE LBO MARKET.
- WHAT KEY ASSUMPTIONS WOULD YOU TEST IN SENSITIVITY ANALYSIS FOR AN LBO MODEL?